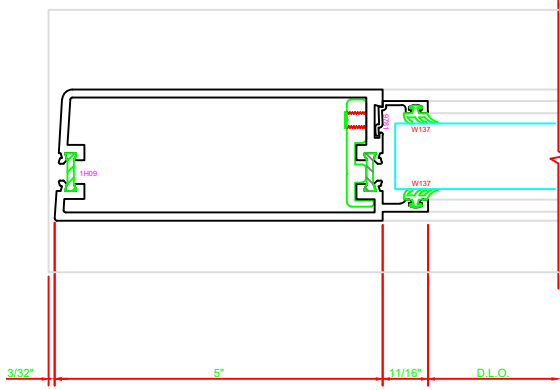


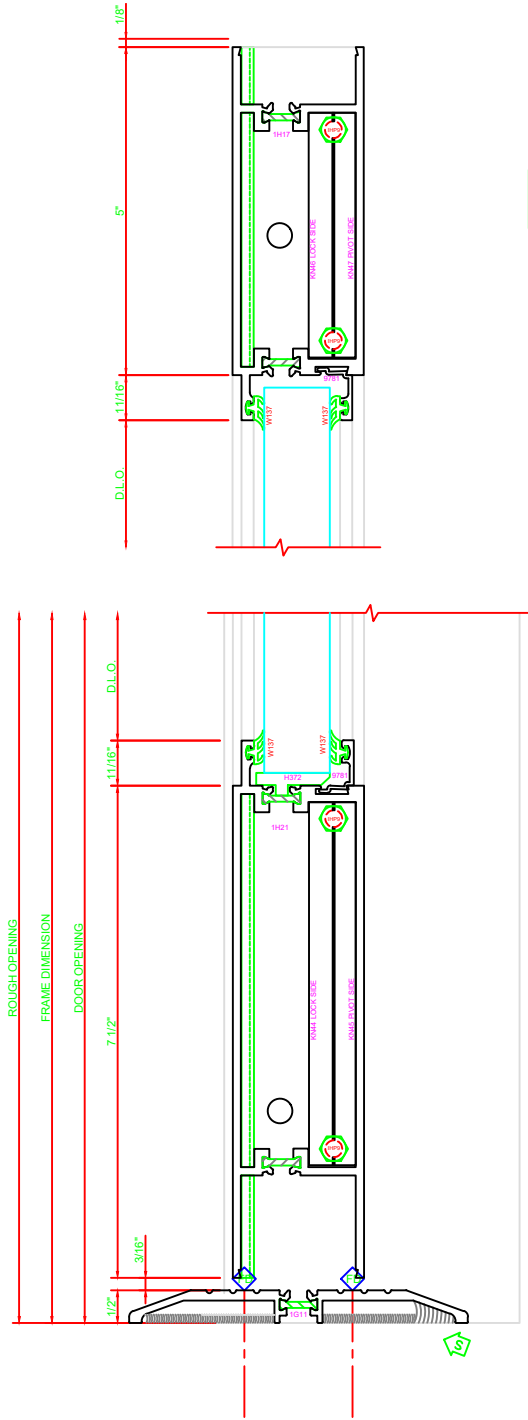
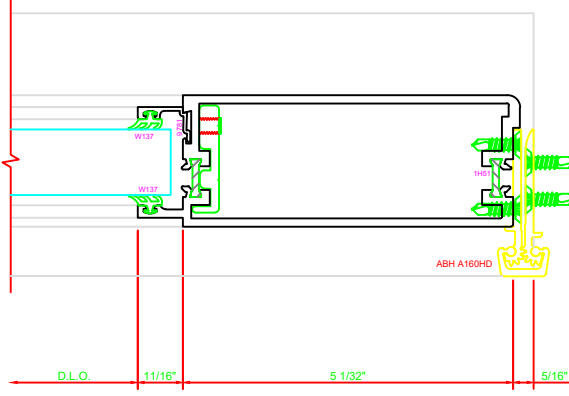
300	STILE
	S/A D502 FOR OFFSET PIVOTS

ERASE NOTE  
BUTT HINGES CAN NOT BE USED  
WITH THERMASTILE DOORS



318	STILE
	S/A D502 FOR EFCO STANDARD ABH A160HD CONTINUOUS HINGE

ERASE NOTE  
STANDARD CONTINUOUS  
HINGE AND STILE



100	TOP RAIL
	S/A D502

ERASE NOTE  
TOP RAIL FOR SURFACE CLOSERS  
OR DORMA TYPE C.O.C., NOT LCN  
C.O.C.

200	BOTTOM RAIL
	S/A D502